

# How to Self-Enroll in Patient Portal Using Your Social Security Number

This guide demonstrates how to self enroll in the patient portal using your social security number.



Before you start:

1. You must already be a patient at Sedgwick County Health Center
2. Your **date of birth must match exactly** what we have on file
3. You must have **either**:
  - Email on file **OR**
  - Social Security Number on file
4. If your information does not match, self-enrollment will not work

If you do not know whether your information is on file, calling us at 970-474-3323 may be faster.



Where to Enroll: <https://shealth.iqhealth.com/self-enroll/>

## Patient Information

# 1 Enter your legal name and date of birth.

Self-enrollment is available for Sedgwick County Health Center patients who are age 13 or older who don't currently have access to Sedgwick County Health Patient Portal, which is an online portal where you can view your medical information and connect with your health care team. Complete the form below to start the self-enrollment process.

If you manage the health of a patient, talk to the patient's health care provider during the next visit to receive a personal invitation to Sedgwick County Health Patient Portal. Self-enrollment is not currently available to caregivers or guardians.

\* Indicates a required field.

\* **First name**  
Billie

\* **Last name**  
Zztest

\* **Date of birth**

Month	Day	Year
January	1	

Enter the year as 4 digits.


\* **How would you like to verify your account?**

Personal identifier(s) Email address

**Email address**

\_\_\_\_\_

\* **Identity verification**

I am human 

## Identity Verification

# 2 Select Personal identifier(s) tab.

Self-enrollment is available for Sedgwick County Health Center patients who are age 13 or older who don't currently have access to Sedgwick County Health Patient Portal, which is an online portal where you can view your medical information and connect with your health care team. Complete the form below to start the self-enrollment process.

If you manage the health of a patient, talk to the patient's health care provider during the next visit to receive a personal invitation to Sedgwick County Health Patient Portal. Self-enrollment is not currently available to caregivers or guardians.

\* Indicates a required field.

\* **First name**  
Billie

\* **Last name**  
Zztest

\* **Date of birth**

Month	Day	Year
January	1	1960

Enter the year as 4 digits.


\* **How would you like to verify your account?**

Personal identifier(s) Email address

**Email address**

\_\_\_\_\_

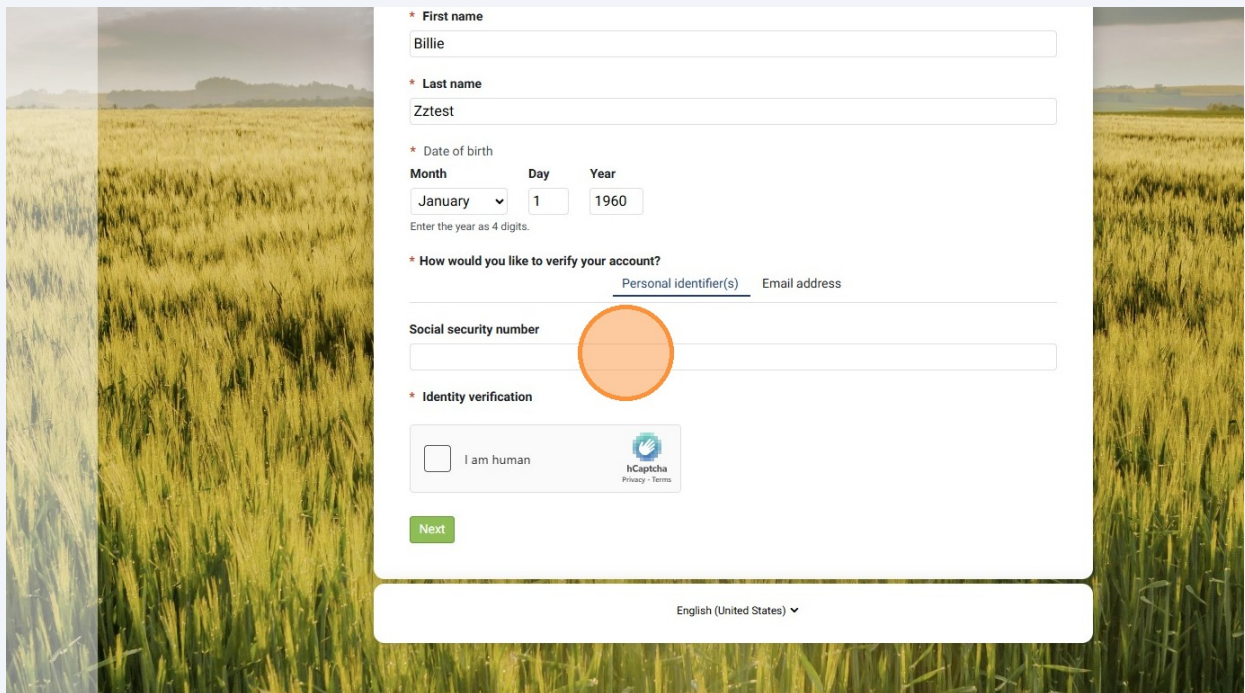
\* **Identity verification**

I am human 

[Next](#)

English (United States) ▼

### 3 Enter your full social security number.




\* First name  
Billie

\* Last name  
Zztest

\* Date of birth  
Month Day Year  
January 1 1960  
Enter the year as 4 digits.

\* How would you like to verify your account?  
Personal identifier(s) Email address

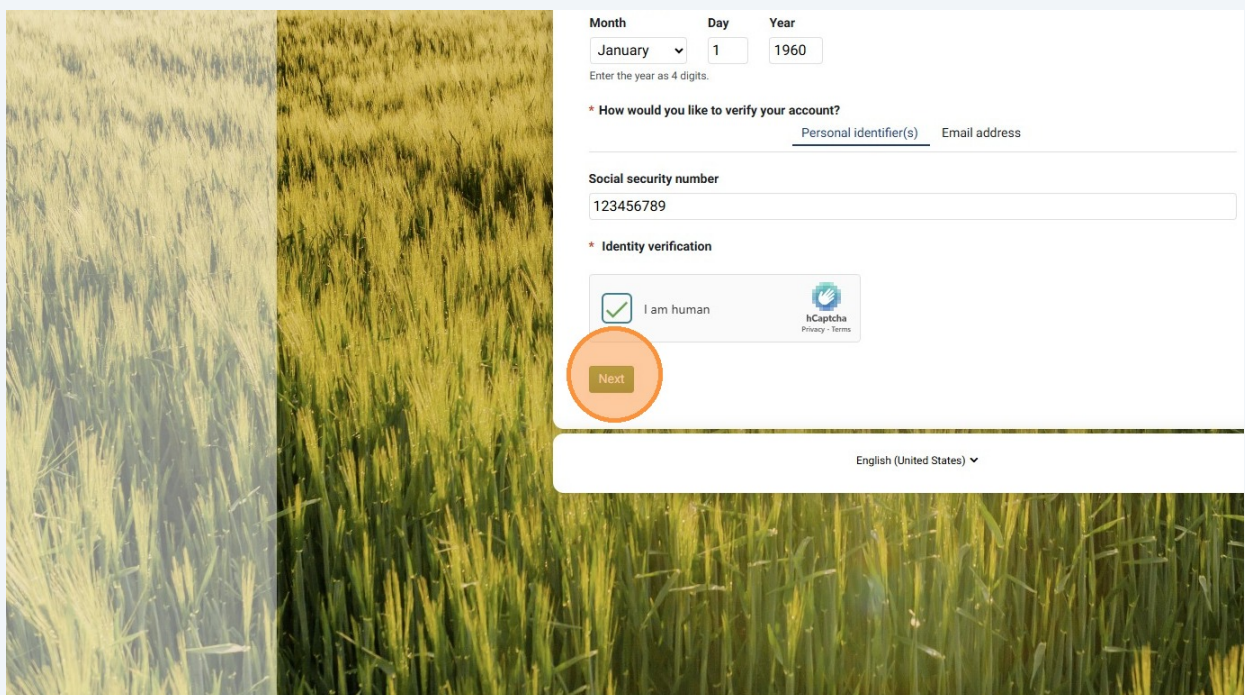
Social security number

\* Identity verification  
 I am human 

Next

English (United States) ▼


### 4 Verify identity by click I am human and click Next.



Month Day Year  
January 1 1960  
Enter the year as 4 digits.

\* How would you like to verify your account?  
Personal identifier(s) Email address

Social security number  
123456789

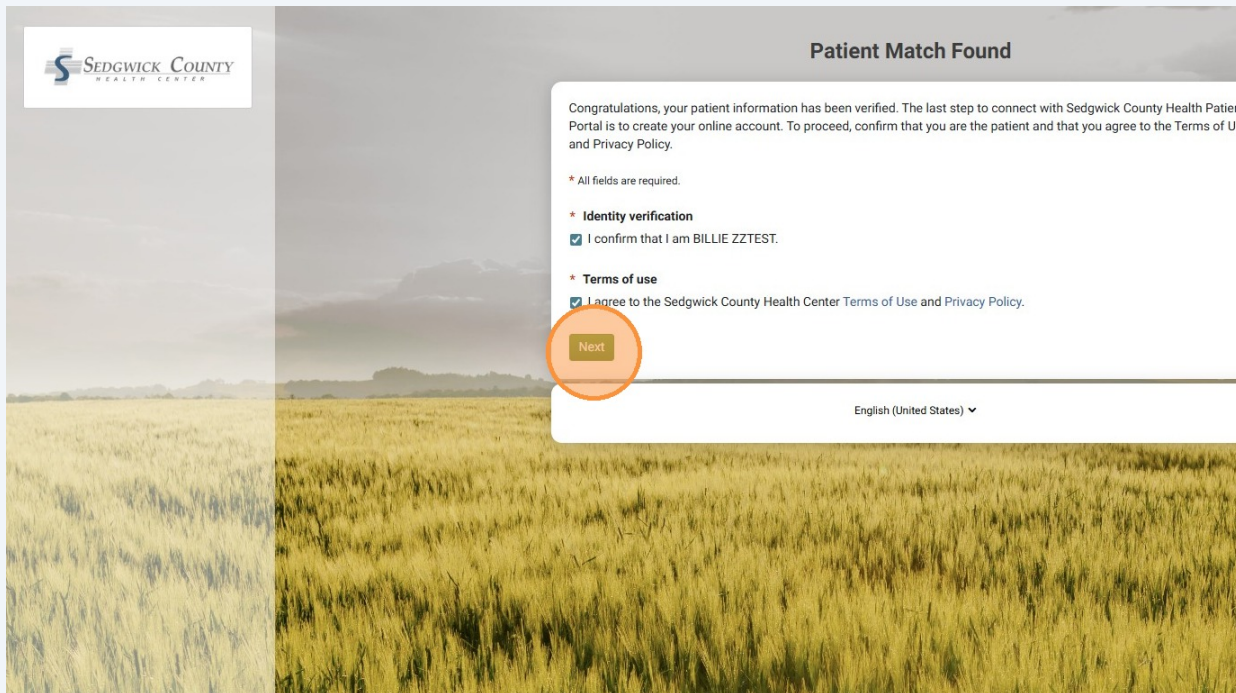
\* Identity verification  
 I am human 

Next

English (United States) ▼

# Agreement Confirmation

5 Confirm identity and agree to Terms of use. Click Next.



# Email Registration



7

Fill out your name, email, date of birth, username, password, and security question. Agree to privacy policy and click create account.

The screenshot shows a registration form with the following fields and elements:

- Date of birth:** Three input fields for Month (dropdown menu showing 'January'), Day (input field with '1'), and Year (input field with '1960'). Below these is the text 'Enter the year as 4 digits.'
- Gender:** A dropdown menu with 'Male' selected.
- Username:** An input field containing 'zztestbillie'.
- Password:** An input field with masked characters '.....'. Below it is a green progress bar and the text 'Strong password'.
- Re-enter password:** An input field with masked characters '.....'.
- Security question:** A dropdown menu with 'What was your first pet's name?' selected.
- Security answer:** An input field containing 'Steve'.
- Agreement:** A checked checkbox next to the text 'I agree to the Privacy Policy.'
- Button:** A 'Create Account' button with a lock icon, which is circled in orange.



### Having Trouble?

- Your information may not match what we have on file
- You may not be set up as a patient in our system yet
- Your Social Security Number or email may not be on file

Call us at 970-474-3323 and we can help you get set up.